

Tips & tricks for using educational technologies...

Links to sites that may help enhance classroom instruction...

Videos to motivate, teach, or help lighten the mood...

# W.D. Tech NEWS


## OH, BOY... A PERSONALITY QUIZ! (PART 2)

*"Part 2 of how a shape can determine your technology use preferences"*

While attending a Social Media Marketing conference on February 23rd and 24th, I learned that there's more to social networking than simply creating a Facebook, Twitter, etc. account. If you don't consider your "market," your social networking attempts will be a waste of time.

One of the components of determining your market audience is the personality of those who are a part of your social network.

So... what is your personality? Last month I asked you to choose which symbol appeals to you most:



**Square:** You like routine, order, things to go your way, being in charge, being a leader, and can be impatient when people don't see things like you do.

**Triangle:** You like to take charge, move things along, dislike meetings, competitive, you don't need all the details and like to move on.

**Circle:** Nurturers, like to please, empathetic, fairly easy to sway to another viewpoint, peacemaker, takes on more than can be handled, will say one thing to one person and another thing to a different person.

**Squiggle:** Creative, has lots of energy and enthusiasm, likes to start tasks but doesn't always finish them, flexible, can be thought of as flaky.

We need ALL of these personalities in order for our society to work. There isn't anything wrong with any of them. However, when considering how to use social media in the educational setting, we need to consider which "shape" the majority of our stakeholders are. It can help deliver our content in the best way!



*Editor: Jim Roberts \* Western Dubuque Director of Instructional Technology and Student Reporting*

*Please submit your ideas and questions to Jim at [james.roberts@wdbqschools.org](mailto:james.roberts@wdbqschools.org).*

lino - Sticky and Photo Sharing for you



### Site: Lino

lino can be used for managing to-do, organizing ideas, exchanging ideas with friends or colleagues, and so on. lino has a feature that lets lino users and guests (with conditions) post pictures on a canvas via Email, and this feature may be used to create a shared picture gallery on a canvas with friends, family, etc. (Text from site)

<http://en.linoit.com/>



## Site: 15 TIPS FOR BUILDING

Building fluent readers is crucial to reading success in the early years. Check these tips and see if anything may help you develop more fluent readers in your classroom.

<http://educationtothecore.com/2016/01/15-tips-for-building-fluent-readers/>

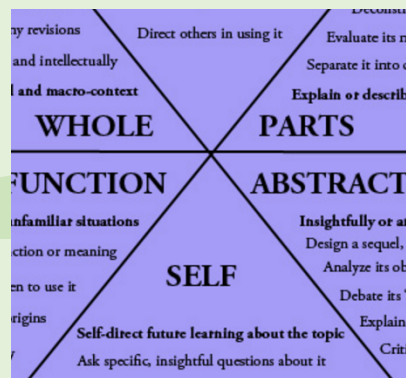
## Site: FRANK POTTER'S SCIENCE GEMS

For students, parents, teachers, scientists, engineers and mathematicians. More than 14,000 Science Resources sorted by Category, Subcategory, and Grade Level.

(Text from site)

<http://www.sciencegems.com/>

K-16 Science Gems for the Classroom	
<b>Physical Science 1</b>	Measurement, Mechanics, Energy, Waves, Thermodynamics
<b>Physical Science 2</b>	Electromagnetism, Optics, Special Relativity, Quantum Mechanics, Atomic Physics, Nuclear Physics
<b>Physical Science 3</b>	Chemistry, Organic Chemistry, Biochemistry, High Energy/Particle Physics, General Relativity




## Site: 7 STRATEGIES TO HELP STUDENTS ASK GREAT QUESTIONS

A good question can open minds, shift paradigms, and force the uncomfortable but transformational cognitive dissonance that can help create thinkers. In education, we tend to value a student's ability to answer our questions. But what might be more important is their ability to ask their own great questions—and more critically, their willingness to do so. (Text from site)

<http://www.teachthought.com/critical-thinking/inquiry/8-strategies-to-help-students-ask-great-questions/>

## Interesting facts for the classroom

### April Trivia



#### April 1

MP3 audio format first patented in Germany (1989)

#### April 2

International Children's Book Day

#### April 3

First iPad sold in the U.S. in 2010

#### April 5

National Read a Road Map Day

#### April 6

North Pole Discovered In 1898.

#### April 7

No Housework Day

#### April 14

Titanic Struck an iceberg shortly before midnight on April 14 causing it to sink at 2:20 AM on April 15.

#### April 19

Humorous Day

#### April 27

Administrative Professionals/ Secretaries Day

#### April 29

Arbor Day

Zipper Day (patented by Gideon Sundback in 1913)

<http://www.theteacherscorner.net/calendars/april.php>



## Video: OK... THIS IS BEING SHARED JUST BECAUSE IT'S CUTE

Every once-in-a-while you find a video that has no special message, no inspiring story, no lesson... that's this video. It's just plain cute. Click on the link and enjoy!

<https://youtu.be/ErMWX--UJZ4>



## Look-back Video: BABY GOT CLASS

This video has been shown at professional development sessions but it's a great reminder of why we need to have a great sense of humor.

This one goes out to all the teachers, bus drivers, administrators, and support staff who teach and love our children. THANK YOU for all you do!

<https://youtu.be/s56-Ta35JRk>



## Productivity: Flipchart Tips & Tricks



**Extract Text** – formerly known as deconstructing, allows words to be extracted from a piece of text.

1. Select the word you wish to extract by clicking on the word.
2. Select the object edit menu icon.
3. Select extract text.

### “Magic Hat”

1. Type words/sentences in separate text boxes or drag images onto the flipchart page.
2. Place the words, sentences, or images in the correct location on the page.
3. Place the hat, box, or image on top of the words, sentences, or images. Resize the image if needed.
4. The hat, box, or image may need to be layered to the top layer.
5. Lock the hat, box, or image via the object browser or the object edit menu.

### Flipchart Recorder

1. Select Tools.
2. Select More Tools.
3. Select the Screen Recorder
4. Select the red record button on the Flipchart Recorder menu to begin and the square stop button when you are finished.

[http://www.bullitt.k12.ky.us/userfiles/6/my%20files/activinspire\\_tips\\_tricks.pdf?id=544494](http://www.bullitt.k12.ky.us/userfiles/6/my%20files/activinspire_tips_tricks.pdf?id=544494)